

LUXURY

QUALITY

INNOVATION



CS Adventurous



A wide-angle photograph of the interior of a luxury motorhome. The view is from the driver's side looking towards the rear. In the foreground, a dark grey dining table is set with two white bowls of fruit and two glasses of orange juice. Two cream-colored leather chairs with black seatbelts are positioned around the table. The interior features extensive wood paneling on the walls and ceiling, recessed lighting, and a large window on the left side. In the background, a cream-colored sofa is visible near the rear of the vehicle.

SAFETY

TECHNOLOGY

DRIVABILITY

The ultimate in luxury

Offering you the ultimate in luxury and functionality, the CS Adventurous truly is the perfect RV for any trip. This lavish RV boasts sleek styling, in-floor heating, an expanded kitchen with high-end finishes as well as maneuverability and great fuel economy. With this quality, style and comfort, all that's left to do is take to the roads!





CRAFTSMANSHIP

COMFORT

STYLE



Features

- Expanded galley features a 7 cu.ft refrigerator with freezer, convection microwave & 2-burner propane stove
- Hydronic system provides in-floor radiant heat throughout
- Comfortable & spacious permanent bathroom with stand-up shower
- Heated driver & passenger seats
- Enhanced safety features including blind spot monitoring, collision & lane keeping assist, rear view camera & navigation system

Floor plans

Hit the road in your new CS Adventurous by Roadtrek. Enjoy luxurious heated flooring throughout your motorhome while you prepare a delicious meal on your 2-burner propane stove, and keep your groceries fresh in your 7 cu. ft. refrigerator. As you make your way through the galley, you'll find a permanent bathroom with stand-up shower, and finally arrive to your power leather sofa that converts into a king sized bed or two twin beds. End your day relaxed; watching your favorite movie on the 24" flat screen television.




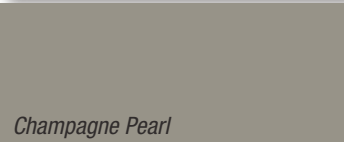


Interior floorplan of CS Adventurous during the daytime



Interior floorplan of CS Adventurous during the evening

Exterior paint options

Show your true colors by choosing the exterior paint that suits your design preferences; Charcoal Gray, Brownstone Metallic, Champagne Pearl, White or Silver Ice. Whichever color you choose, you're bound to ride in style.





Main & accent fabric options

Accent your cabinetry and leather seating options with trendy accent fabric pillows, curtains and television cover.



Leather seating options

Sink into the beautiful and soft leather seats in your new CS Adventurous. Choose between three color palettes; tan, onyx & platinum.



Cabinetry options

Our cabinetry color options allow you to create the perfect look in your coach, making it feel like home.



Peace of Mind RV warranty

Roadtrek's six-year industry leading unlimited mileage warranty covers the manufacturing of the motorhome, appliances, electronics, plumbing and EcoTrek batteries. It is fully transferable from the first owner to the second owner.

*Original manufacturer's warranty on all appliances will be applied first. This warranty excludes the complete chassis (original chassis manufacturer warranty applies) and AGM batteries (AGM batteries have a normal one-year manufacturer's warranty.)

Chassis warranty

3-year/36,000 mile or 60,000 km base limited warranty and 5-year/100,000 mile or 160,000 km limited diesel engine components warranty as offered by Mercedes. Refer to chassis manufacturer's website for details.

Innovative technology

EcoTrek is a lithium power module that revolutionizes the boondocking experience.

- Worry free battery management
- Module will charge and discharge in weather conditions from -40° to 120° F

VoltStart will automatically start engine to recharge batteries:

- No key required in the ignition
- Works anytime of the day or night

available with **ECOTREK**

Specifications

Base model	Mercedes Sprinter 3500
Travel capacity	Six
Sleeping capacity	Three
Dining	Front and rear
Engine	3.0L CRD V6 turbo diesel BlueTec®
Batteries	Two 6 V AGM, 2,400 W
Water heater	Propane, 11 L/3 U.S. gal., 10,000 BTU
Exterior length	22' 9" (6,945 mm)
Exterior width (without mirrors)	6' 8" (2,025 mm)
Interior aisle width	28" (710 mm)
Exterior height (with roof AC)	9' 7" (2,920 mm)
Interior standing height	6' 3" (1,910 mm)
Wheelbase	170" (4,325 mm)
Gross vehicle weight rating	11,030 lbs. (5,003 kg)
Occupant & cargo carrying capacity*	3,000 lbs. (1,350 kg)
Gross combined weight rating*	15,250 lbs. (6,915 kg)
Towing – tow weight*	5,000 lbs. (3,200 kg)
Towing – tongue weight*	500 lbs. (340 kg)
Fuel type	Diesel
Fuel capacity	92.7 L / 24.5 U.S. gal.
Fresh water capacity	113 L/30 U.S. gal.
Black holding tank capacity	40 L/10 U.S. gal.
Gray holding tank capacity	76 L/20 U.S. gal.
Storage capacity (with options)	1,880 L/66 cu. ft. (2,220 L/78 cu. ft.)
Rear king sleeping maximum (width x length)	69" x 78" (1,750 mm x 1,980 mm)
Rear twin bed sleeping (width x length)	25" x 78" (635 mm x 1,980 mm)
Front single bed (width x length: optional feature)	22" x 76" (560 mm x 1,930 mm)



Every new Roadtrek purchased includes two years of roadside RV assistance for free!

Erwin Hymer Group North America, Inc. reserves the right to make changes at any time, without notice, in colors, materials, equipment, specifications and models. This information is intended as a guide only; please visit www.roadtrek.com for a complete list of specifications and options. Some motorhomes may be shown with equipment that is optional. Accessories shown in the photography are not included.

Coach Features

	Standard	Optional
Air conditioner – 110 V, 11,000 BTU roof mount	X	
Air conditioner – undermount, 12V, 30,000 BTU with self shut off		X
Armoire – with adjustable shelves & drawers; interchangeable with right 2 nd row seat		X
Awning – 13' 2" (4,000 mm) power awning	X	
Bathroom – permanently enclosed with sink & shower	X	
Batteries – two 6 V AGM, 2,400 W	X	
Batteries – four 6 V AGM, 4,800 W		X
Connection –external - 110V / 30 AMP with detachable power cord	X	
Detectors – smoke, propane & CO	X	
Propane Alde hydronic heat and hot water system	X	
Diesel Alde hydronic heat and hot water system		X
EcoTrek Lithium Power Module (400 AMP)		X
E-Trek + Package – EcoTrek Lithium power module (800 Amp), 470 W solar panels, VoltStart battery protection		X
Generator – conventional – propane with remote-start, 2.5 kW		X
Generator (Under hood) – 12 V, 3,500 W, 2,500 W inverter		X
Home theater system with 5.1 surround sound & dual center speakers with DVD, CD, AM/FM radio, dual use rear speakers	X	
Mattress – single folding for 1 st & 2 nd row seats		X
Microwave oven – 110 V convection, 28 L/1.0 cu. ft.	X	
Monitor panel – water, propane & battery charge levels, battery disconnect & generator hour meter	X	
Pantry - rounded half pantry with granite countertop (replaces 2nd row captain seat)		X
Permanent dinette with twin beds		X
Power inverter – 12/110 V, 3,000 W with remote	X	
Propane in-floor radiant heating, 18,000 BTU	X	
Portable solar cell 200W		X
Propane tank – 60 L/16 U.S. gal., 70 lbs.	X	
Rear power sofa with "Halo" leather upholstery	X	
Refrigerator – 12 V/110 V compressor driven with thermostat, 7.0 cu. ft.	X	
Screen package – includes screen for rear cargo door & enhanced magnetic close screen for side door		X
Sewage disposal system – 12 V macerator sewage pump	X	
Solar charging system with charge control (270 W and 470 W available)		X
Stove – propane; two burner recessed with flush cover & built-in igniter	X	
Stove – inductive cooktop (with diesel only)		X
Stove – 2nd induction cooktop inside standing pantry (with diesel only)		X
TV – 24" HD flat screen on rotating bracket with remote		X
VoltStart – Auto Start Battery Protection Technology		X
Water heater – propane, 11 L/3 U.S. gal., 10,000 BTU	X	
Water system – on demand 12 V with water pump	X	

Chassis Features

	Standard	Optional
4 x 4 – on-demand all-wheel drive and manually selectable reduction gear with expanded adaptive electronic aids.		X
Airbags – driver, passenger & thorax	X	
Alternator – 14 V/220 AMP	X	
Axle – rear – 3.92 (USA) 4.18 (CAN) ratio	X	
Battery – 760 AMP	X	
Brakes – anti-lock (ABS), four wheel disc	X	
Camera – rearview backup	X	
Cooling – transmission oil – external	X	
Cruise control	X	
Engine – 3.0 L CRD V6 turbo diesel BlueTec®	X	
Headlights – automatic on/off	X	
Luxury chassis OEM option package	X	
Power – 140 kW/188 HP	X	
Radio – Mercedes Becker Map Pilot Navigation System with Bluetooth & on-dash keypad, audio 15 FM/AM, aux-in, USB	X	
Receiver – Class III	X	
Stability program – adaptive (accounts for load)	X	
Theft deterrent system	X	
Tilt steering	X	
Tire storage – vehicle underside between axles	X	
Tires – LT215/85R16E black wall dual rear	X	
Torque – 440 Nm/325 lb.-ft.	X	
Traction control	X	
Transmission – automatic 5-speed heavy duty	X	
Wheels – 16" aluminum polished with steel spare		X
Wiring harness for towing – E40 wire harness & 7 pin connector	X	

XL Chassis Package Options

The XL chassis option features a 24"1" extended Sprinter body and includes a rear access upper cabinet storage area and removable golf club bar.

Optional Coach Features only available with the XL chassis include;

- Cabinet – drop down rear power cabinet for additional storage
- Headboard – stylish removable headboard with shelf
- Solar panel 600 W
- EcoTrek Lithium Power Module 1600 AMP
- Warp Core Package – EcoTrek 1600 & 600W solar

ERWIN HYMER GROUP NORTH AMERICA, INC.

100 Shirley Avenue, Kitchener, ON Canada N2B 2E1

Toll-free: 1.888.ROADTREK (762.3873)

Phone: 519.745.1169

Fax: 519.745.1160

www.roadtrek.com



LAMESA RV
EXPERIENCE LIFE
www.lamesarv.com
800-496-8778